



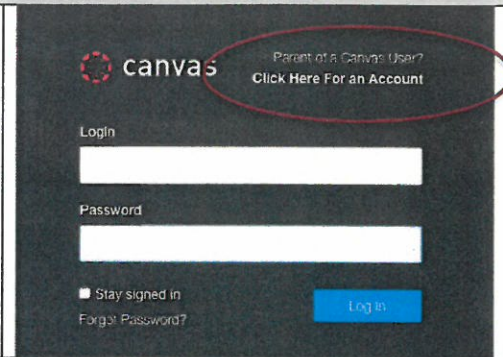
# CANVAS: Set-up Parent Account

Go to <https://lsc.instructure.com>

Using a computer, go to <https://lsc.instructure.com>.  
(Set-up is currently unavailable on mobile and iOS devices\*)

Click the banner, "Parent of a Canvas User? Click Here for an Account."

(\*Once the parent account has been created from a computer, parent users should be able to login from mobile and iOS devices.)

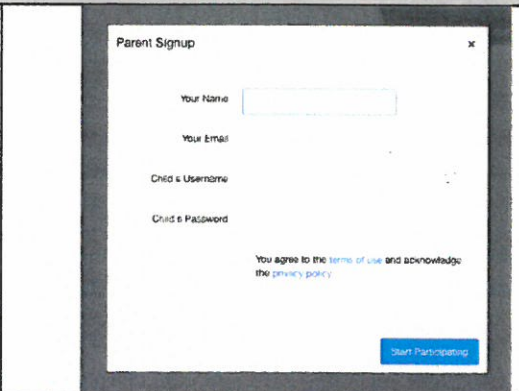


## Link to your Child's Canvas Account

Complete the information in the Parent Signup box.  
(You will need your child's Canvas login information, which can be obtained from your child's teacher.)

Check the box for Terms of Use/Privacy Policy.

Click Start Participating.




## Confirm Email Address

Login to your email account.

Open the email from Lafayette School Corp. with the subject "Confirm Registration: Canvas." \*\*

Click the link that says "Click here to finish registration process."

\*\*You may receive additional emails from Lafayette School Corp. showing Canvas courses that your child is enrolled in.



## Set Your Parent Password

Set a password for your parent account.  
(Keep record of your login email address and your password.)

Click Register.

Your parent account is now complete. For future logins, simply go to <https://instructure.lsc.com> and login using your email address and the password you created.

